

Annual Drinking Water Quality Report

TX 1210001

City of Jasper

Annual Water Quality Report for the Period of January 1 to December 31, 2016

For More Information Contact

Name: **Danny Vannoy**

This report is intended to provide you with important information about your Drinking water and the efforts made by the water system to provide safe drinking water

Phone: **(409) 384-4651**

Public Meeting

June 26, 2017

City Hall 9:00 a.m.

Este reporte incluye informacion important sobre el agua para tomar. Para asistencia en espanol, favor de llamar al telefono (**409)384-4651**

City of Jasper is Ground Water
Information about source water assessments

A source water susceptibility assessment for your drinking water sources is currently being updated by the Texas Commission on Environmental Quality. This information describes the susceptibility and types of constituents that may come into contact with your drinking water source based on human activities and natural conditions. The information contained in the assessment allows us to focus source water protection strategies.

For more information about your sources of water, please refer to the source water assessment viewer available at the following

url:<http://gls3.tosq.state.tx.us/awav/controller/index.jsp?wtrerc>

Further details about source and source-water assessments are available in drinking water watch at the following

url: <http://dww.tceq.texas.gov/DWW>

Source Water Name	Type of Water	Report Status	Location
10-S Bowie st.	GW	Active	South Bowie st.
6-Plant 2/Plywood Mill	GW	Active	HWY.63 East
8-Plant1/Calvert st.	GW	Active	North Main st.
9-Prison	GW	Active	HWY. 190 East

Water Quality Test Results

Maximum residual disinfectant level goal or **MRDLG**: The level of a drinking water disinfectant below which there is no known or expected risk to health, **MRDLGs** do not reflect the Benefits of the use of disinfectants to control microbial contaminants.

MFL	million fibers per liter (a measure of asbestos)
Na:	not applicable
NTU:	nephelometric turbidity units (a measure of turbidity)
Pci/l	pleocuries per liter (a measure of radioactivity)
Ppb:	micrograms per liter or parts per billion – or one ounce in 7,360,000 gallons of water
Ppm:	milligrams per liter or parts million – or one ounce in 7,350 gallons of water

Regulated Contaminants

Disinfectants and Disinfection By-Products	Collection Date	Highest Level Detected	Range of Levels Detected	MCLG	MCL	Units	Violation	Likely Source of Contamination
Haloacetic Acids (HAA5)	2016	1	0 - 2.2	No goal for the total	60	ppb	N	By-product of drinking water disinfection.
Total Trihalomethanes (TTHM)	2016	1	0 - 4	No goal for the total	80	ppb	N	By-product of drinking water disinfection.
Inorganic Contaminants	Collection Date	Highest Level Detected	Range of Levels Detected	MCLG	MCL	Units	Violation	Likely Source of Contamination
Barium	03/04/2014	0.0458	0.015 - 0.0458	2	2	ppm	N	Discharge of drilling wastes; Discharge from metal refineries; Erosion of natural deposits.
Fluoride	03/04/2014	0.88	0.39 - 0.88	4	4.0	ppm	N	Erosion of natural deposits; Water additive which promotes strong teeth; Discharge from fertilizer and aluminum factories.
Radioactive Contaminants	Collection Date	Highest Level Detected	Range of Levels Detected	MCLG	MCL	Units	Violation	Likely Source of Contamination
Combined Radium 226/228	03/15/2011	1	1 - 1	0	5	pCi/L	N	Erosion of natural deposits.
Volatile Organic Contaminants	Collection Date	Highest Level Detected	Range of Levels Detected	MCLG	MCL	Units	Violation	Likely Source of Contamination
Xylenes	2016	0.0016	0 - 0.0016	10	10	ppm	N	Discharge from petroleum factories; Discharge from chemical factories.

Colliform Bacteria

Maximum Contaminant Level Goal	Total Colliform Maximum Contaminant Level	Highest No. of Positive	Fecal Colliform or E. Coll Maximum Contaminant Level	Total No. of Positive E. Coll or Fecal Colliform Samples	Violation	Likely Source of Contamination
0	1 positive monthly sample.	2		0	N	Naturally present in the environment.

Lead and Copper

Definitions:

Action Level Goal (ALG): The level of a contaminant in drinking water below which there is no known or expected risk to health. ALGs allow for a margin of safety.

Action Level: The concentration of a contaminant which, if exceeded, triggers treatment or other requirements which a water system must follow.

Lead and Copper	Date Sampled	MCLG	Action Level (AL)	90th Percentile	# Sites Over AL	Units	Violation	Likely Source of Contamination
Copper	07/14/2014	1.3	1.3	0.59	0	ppm	N	Erosion of natural deposits; Leaching from wood preservatives; Corrosion of household plumbing systems.

Water Quality Test Results

Definitions:

The following tables contain scientific terms and measures, some of which may require explanation.

Avg:

Regulatory compliance with some MCLs are based on running annual average of monthly samples.

Maximum Contaminant Level or MCL:

The highest level of a contaminant that is allowed in drinking water. MCLs are set as close to the MCLGs as feasible using the best available treatment technology.

Level 1 Assessment:

A Level 1 assessment is a study of the water system to identify potential problems and determine (if possible) why total coliform bacteria have been found in our water system.

Maximum Contaminant Level Goal or MCLG:

The level of a contaminant in drinking water below which there is no known or expected risk to health. MCLGs allow for a margin of safety.

Level 2 Assessment:

A Level 2 assessment is a very detailed study of the water system to identify potential problems and determine (if possible) why an E. coli MCL violation has occurred and/or why total coliform bacteria have been found in our water system on multiple occasions.

Violations Table

Revised Total Coliform Rule (RTCR)			
E. coli are bacteria whose presence indicates that the water may be contaminated with human or animal wastes. Human pathogens in these wastes can cause short-term effects, such as diarrhea, cramps, nausea, headaches, or other symptoms. They may pose a greater health risk for infants, young children, the elderly, and people with severely-compromised immune systems.			
Violation Type	Violation Begin	Violation End	Violation Explanation
MONITORING, ROUTINE, MINOR (RTCR)	04/01/2016	04/30/2016	We failed to collect some of the required routine samples of our drinking water for the contaminant and period indicated. Because of this failure, we cannot be sure of the quality of our drinking water during the period indicated.

Sources of Drinking Water

The sources of drinking water (both tap water and bottled water) include rivers, lakes, streams, ponds, reservoirs, springs and wells. As water travels over the surface of the land or through the ground, it dissolves naturally-occurring minerals and, in some cases, radioactive material, and can pick up substances resulting from the presence of animals or from human activity.

Drinking water, including bottled water, may reasonably be expected to contain at least small amounts of some contaminants. The presence of contaminants does not necessarily indicate that water poses a health risk. More information about contaminants and potential health effects can be obtained by calling the EPA's Safe Drinking Water Hotline at (800) 426-4791.

Contaminants that may be present in source water include:

- Microbial contaminants, such as viruses and bacteria, which may come from sewage treatment plants, septic systems, agricultural livestock operations, and wildlife.
- Inorganic contaminants, such as salts and metals, which can be naturally-occurring or result from urban storm water runoff, industrial or domestic wastewater discharges, oil and gas production, mining, or farming.
- Pesticides herbicides, which may come from a variety of sources such as agriculture, urban storm water runoff, and residential uses.
- Organic chemical contaminants, including synthetic and volatile organic chemicals, which are by-products of industrial processes and petroleum production, and can also come from gas stations, urban storm water runoff, and septic systems.
- Radioactive contaminants, which can be naturally-occurring or be the result of oil and gas production and mining activities.

In order to ensure that tap water is safe to drink, EPA prescribes regulations which limit the amount of certain contaminants in water provided by public water systems, FDA regulations establish limits for contaminants in bottled water which must provide the same protection for public health.

Contaminants may be found in drinking water that may cause taste, color, or odor problems. These types of problems are not necessarily causes for health concerns. For more information on taste, odor, or color of drinking water, please contact the system's business office.

You may be more vulnerable than the general population to certain microbial contaminants, such as *Cryptosporidium*, in drinking water. Infants, some elderly, or immunocompromised persons such as those undergoing chemotherapy for cancer; persons who have undergone organ transplants; those who are undergoing treatment with steroids; and people with HIV/AIDS or other immune system disorders, can be particularly at risk from infections. You should seek advice about drinking water from your physician or health care providers. Additional guidelines on appropriate means to lessen the risk of infection by *Cryptosporidium* are available from the Safe Drinking Water Hotline (800-426-4791).

If present, elevated levels of lead can cause serious health problems, especially for pregnant women and young children. Lead in drinking water is primarily from materials and components associated with service lines and home plumbing. We are responsible for providing high quality drinking water, but we cannot control the variety of materials used in plumbing components. When your water has been sitting for several hours you can minimize the potential for lead exposure by flushing your tap for 30 seconds to 2 minutes before using water for drinking or cooking. If you are concerned about lead in your water, you may wish to have your water tested. Information on lead in drinking water, testing methods, and steps you can take to minimize exposure is available from the Safe Drinking Water Hotline or at <http://www.epa.gov/safewater/lead>.

WHAT CAN WE DO TO HELP?

The easiest way to solve the grease problem and help prevent overflows of raw sewage is to keep this material out of the sewer system in the first place.

There are several ways to do this utilizing these **Best Management Practices (BMPs)**:

- Never pour grease down sink drains or into toilets.
- Scrape grease and food scraps from trays, plates, pots, pans, utensils, and grills and cooking surfaces into a can or the trash for disposal.
- Do not put grease down garbage disposals. Put baskets/strainers in sink drains to catch food scraps and other solids, and empty the drain basket/strainers into the trash for disposal.
- Speak with your friends and neighbors about the problem of grease in the sewer system and how to keep it out. Call your local sewer system authority if you have any questions.



**FOOD SCRAPS,
GREASE & OILS
GO HERE**

HOW TO PREVENT FATS, OILS, AND GREASES (FOG) FROM DAMAGING YOUR HOME AND THE ENVIRONMENT

Fats, Oils, and Greases aren't just bad for your arteries, they're bad for sewers, too. Sewer overflows and backups can cause health hazards, damage home interiors, and threaten the environment. Sewer pipes blocked by grease are an increasingly common cause of overflows. Grease gets into the sewer from household drains as well as poorly maintained grease traps in restaurants and other businesses.

Where does the grease come from?

Most of us know grease is the byproduct of cooking. Grease is found in such things as:

- Meat Fats
- Cooking Oil
- Shortening
- Butter and Margarine
- Food Scraps
- Baking Goods
- Dairy Products


Too often, grease is washed into the plumbing system, usually through the kitchen sink. Grease sticks to the insides of sewer pipes (both on your property and in the streets). Over time, the grease can build up and block the entire pipe.

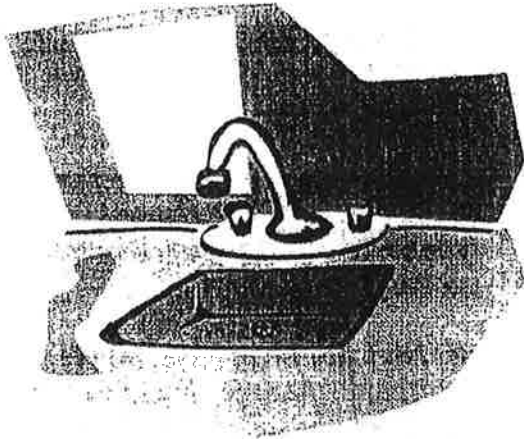
Home garbage disposals do not keep grease out of the plumbing system. These units only shred solid material into smaller pieces and do not prevent grease from going down the drain. Commercial additives, including detergents, that claim to dissolve grease may pass grease down the line and cause problems in other areas:

HELPFUL TIPS

- Easy does it! Be conservative with your use of fats, oils, and grease in food preparation.
- Avoid the use of garbage disposals, as they increase the amount of oil, grease, and solids going into the sanitary sewer.
- DO NOT pre-rinse trays, plates, pots, pans, utensils, and grills and cooking surfaces with HOT water. Use a cold water pre-rinse, instead.
- Placing a small mesh catch basin over the drain helps capture any extra food particles. The catch basin should be cleaned into a garbage can as needed.

RINSE COOKING & EATING UTENSILS IN COLD WATER!






Utilizing Best Management Practices, **BMP's**, in kitchens will help to reduce waste, reduce sewer stoppages, and minimize the cost of maintenance and repairs.



"Jewel of the Forest"



NEED MORE INFORMATION?

For questions about FOG or BMPs, call (409) 384-4651 or write:

City of Jasper
Water Utilities Administration
P.O. Box 610
Jasper, Texas 75951



FAT-FREE SEWERS



Avoid The
CLOG